



101

Ideas *Ultimate* Holiday Party



for
the

BostitchOffice.com

BOSTITCH®

1

Have an ugly sweater theme.

Add some sparkle.

Fill clear balloons with glitter or confetti for some festive fun!

#3

Forget the big meal and try a potluck or finger food buffet.

2.



Host a cookie swap!

#4

5.



Bring the winter wonderland indoors! Stick with white, silver, & shimmering decorations!

6.



Try the 12 Days of Appetizers.

Ask your guests to wear a wacky, hilarious holiday headpiece. Most creative gets a prize!

#7



Get Crackin' with a Nutcracker theme!
Stream music from the ballet, try Victorian Era decorations & don't forget the nuts!

Keep it Metallic

Marry simplicity & bold styles with classic holiday decor in silver and gold.



Balloon Snowmen

Use white balloons, tape, and markers to construct "snowmen" of all shapes & sizes.

Dreamy Driveway

Place battery operated tea lights in white paper bags to illuminate either side of the pavement.



12.

Space & thread cotton balls with fishing line, then hang from the ceiling for “falling snow”.

13.



Candy cane place holders.

Snow Candles

14.

Pour Epsom salt into glass jars & place tea lights in the center.

Don't
forget the
mistletoe!

15

16

Deck the halls
with boughs of
holly.

Snow Garland

Thread cotton balls
closely together for
a winter-wonderful
garland!

#18

Craft a sweet, printable banner to adorn
your walls or mantle.

[Download here!](#)


17.



Stuff glass jars with string
lights for little auras
of holiday magic!

#19

20.



"Sabre Gustave Glitter Cheese Knives" by Didriks is licensed under CC BY 2.0

Dip your utensil handles in glue, then glitter for a glitzy, glamorous dining experience!

21.



"Vintage Ornament Wreath" by GeorgiaPeaches is licensed under CC BY 2.0

Put a unique twist on a traditional holiday wreath.

Cover your doors with wrapping paper & ribbon for a bold, spirited statement.

#22



Silverware Stockings

Use mini red and white stockings to hold silverware sets & napkins.

Melted Snow

Adhere “melted snow” labels to your water bottles!

24.

25.

Jingle Bell Rock

DIY garland from soft, red ribbon and inexpensive jingle bells.

Outdoor Ornaments

Hang ornament classics like metallic balls & icicles on bushes and trees outside your home.



27.

Put glowsticks inside balloons & blow them up for a unique illumination!

28.



Find decoration inspiration in the magic of the North Pole!

Walkway Wonder

Line your walkway & front steps with DIY snow lights. All you need is cotton balls, tea lights & mason jars!

29.

Put a photo album on display!

#30



Provide a secure area for your guests' personal items.

Grinch Punch

Mix lime sherbet & lemon-lime soda for a colorful, festive drink!

#33

Arrange cocktail tables in a high-traffic area. It creates a few, small spaces for guests to meet new faces without going out of their way!

32.



Set up a makeshift bar.



35.



DIY delicious stirring spoons for hot cocoa & coffee. Use melted chocolate and sweet toppings.

36.



Green Rice Krispie Mix + Sugar Cones = Mini Holiday Trees!

Warm your guests up with a decadent, hot chocolate bar!

37



Popcorn Bar

Experiment with fun flavors like cinnamon sugar or parmesan garlic!

Assign a DD

Just in case there are guests who indulge in the holiday spirit a little too much!



Merry Little Spritzers

Mix white Moscato, vodka & a splash of cranberry juice. Garnish with fresh mint.

Homemade Eggnog

You only need seven ingredients for this holiday classic! **Here's our favorite recipe.**



42.

Put a stack of recipe cards next to each delicious dish. You won't need to answer, "How did you make this?" all night long.

43.



Serve cocktails in clean, clear ornaments with a decorative straw for sipping!

Jell-O Shot Tree

Arrange green, red & blue Jell-O shots in a pyramid for an adults-only holiday tree.

44.

Be sure to clear some floor space for dancing!

#

45.

46

Create a signature party cocktail.

Fondue Fun #48

Cheese or chocolate, sweet or savory—your guests will have a blast dipping their favorite finger foods.

Label all of your food & beverages with charming little cards!

47.



Satisfy your guest's sweet tooth with an assortment of colorful candies.

#49

50.

"It's a Girl!" by Riacle is licensed under CC BY-NC-SA 2.0



Dip strawberries in melted white chocolate & roll in holiday colored sugar or toppings!

51.

"Mouth Breakers" by Notanryon is licensed under CC BY-NC-SA 2.0



DIY a photo booth for some picture-perfect fun!

Block off a separate, safe space or room for the kids.

#52



Creative Cooler

Keep your drinks cool by filling a lined sled or plastic snow tube with ice.

Forgo the Chestnuts

Got a fireplace? Roast some sweet, gooey marshmallows over an open fire.

54.

55.

Holiday Playlist

Use sites like Spotify or Pandora for free music that sets the mood.

Video Games

Aren't just for kids! Stir up some excitement & friendly competition with your game console.



57.

Group guests into teams and have them guess the title of a Christmas carol based off a single line of lyric.

58.



Put your guests' unwrapping skills to the test with a Gift Un-Wrap Relay!

59.

You Tube It!

Create a video playlist with a mix of holiday tunes & cherished scenes from Christmas movies.

Christmas
Carol Karaoke,
anyone?

#60



Play a classic holiday movie marathon!

Musical Chairs

Who doesn't love this old-school favorite?

Be sure to incorporate classic holiday music!

#63

Set aside a box of gift-wrapped prizes for game and contest winners.


62.



Have Santa visit early!



65.



Split your guests into teams & have them gift-wrap one teammate in this relay game!

66.



Go social. Create a hashtag for your party for guests to use when they post online.

Have a Used Clothing Drive. The holidays are the perfect time to clean out your closet & give back!

67



Guess-That-Sketch

Grab some pencils, paper, and a list of holiday words. That's all you need to play!

Superlatives

Vote on anything from "Most Likely to Not Wrap Gifts" to "Most Likely to Spike the Punch".



Poker Set

Take one out...While the ladies chat away, the boys can play!

Snowball Toss

Hang a wreath from a door frame & have players toss "snow" (ping pong balls) through & into a bucket on the other side!



72.

Designate one or a few photographers or videographers.

73.



"The Art of Procrastination" by ComedyNose is licensed under CC BY 2.0

See who can be the first to build a Christmas tree out of twelve stacked plastic cups!

74.

Get Silly

Break out random accessories like boas, elf ears, and hats.

Give a toast.

#75



Set some rules
beforehand for
your gift swap
or exchange.

Silent Auction #78

Ask friends, businesses
& so on to donate prizes. All
funds go towards a charity!

Simplify your Yankee Swap. Ask participating
guests to bring gift cards with a set dollar value.

77.



Have your guests bring a
non-perishable item to donate
to a local food bank.



80.



Try a classic winter craft:
Cut snowflakes
from folded paper!

81.



Build gingerbread
houses!

Sponsor a family. Give guests the option to
donate to a local family in need.

#82



Musical Gifts

Get creative with your gift exchange. This is similar to musical chairs, but with less moving around!

Build a Snowman

Get your cold gear on and head outdoors. No snow? No problem. [Download the printable here!](#)



Secret Santa

Guests love this holiday favorite! Before to set a spending limit beforehand.

Classic Games

Pull out your standby board games, puzzles & cards.



87.

Play Christmas BINGO. As guests win, they can choose whatever gift they want from the gift exchange pile.

88.



Draw snowmen faces on white mugs with permanent markers. Bake for 20 mins. at 350°.

89.

Pin the Nose...

On the most famous reindeer of them all!

Assign a theme to your gift exchange.

#90

91

Play a classic holiday movie marathon!

Candy Cane Hunt

Hide candy canes around your home. If it's not too chilly, bring the game outdoors!

#93

Play holiday word scrambles & other puzzles during party downtime.

92.



Decorate ornaments!

#94

95.



Hand out mini-cookie kit favors!
Use a jar with dry cookie mix,
& tie a cookie cutter to the side,

96.



Simplify your gift giving
with printable gift tags.

[Download here!](#)

Stuff your party favors into miniature
stockings from a local dollar store.

#97

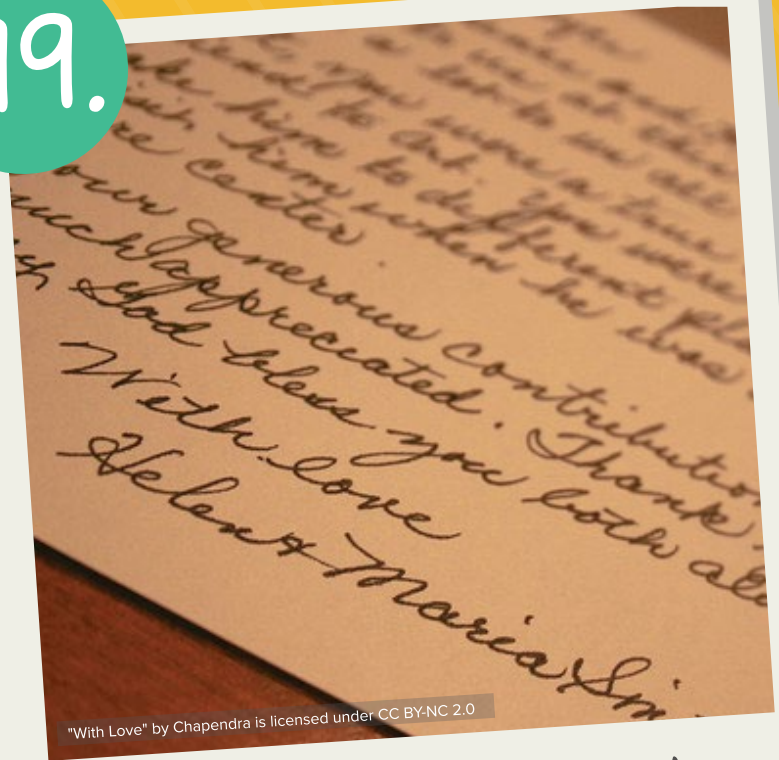
98.

Put aside a special party favor for your DD. Extra sugar cookies, anyone?

#100

Get resourceful with your wrapping. Try recycled newspaper instead!

99.



Nothing says, "thanks for coming!" like a handwritten card.

Think Big,

101

"Bel Air & Beverly-2040" by Akaporn is licensed under CC BY 2.0



Stay Practical

& Have Fun!